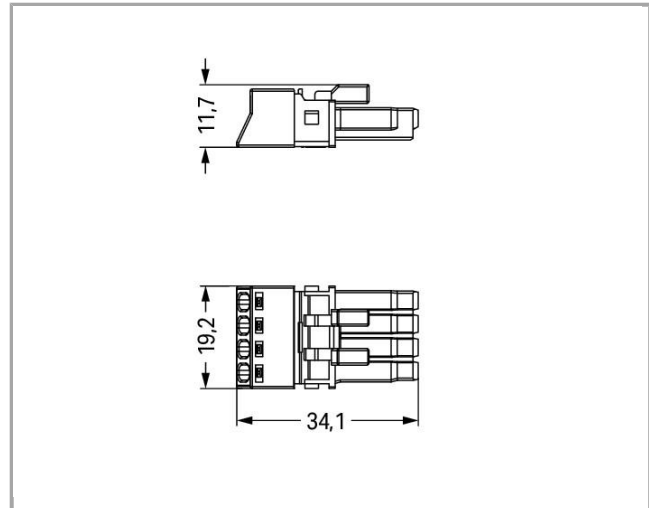



890-244



Item description

- Protected against mismatching and maintenance-free
- Push-in CAGE CLAMP® spring pressure connection technology allows solid conductors to be simply pushed into a unit
- Compact design with 4.4 mm pole spacing
- Components can be clearly printed on and color-coded to meet custom requirements

Note:

All connectors for mounted installations (snap-in versions for lighting fixtures or devices, all types of PCB and distribution connectors) are factory-equipped with locking levers to ensure plugs and sockets are securely locked. Additional locking levers are only required for flying leads (plug /socket).

Safety information 1:

Application note for the U.S. market (USR): Some versions may also be used for current interruption in accordance with the UL certificate in select applications with currents below 5 A and voltages up to 600 V. For further information, please contact your local sales office.

Data

Electrical data

Note on Contact Resistance

approx. 1mΩ contact resistance approx. 0.25mΩ contact transition
plug/socket

Ratings per IEC/EN 60664-1

Rated voltage (III / 3)	400 V
Rated impulse voltage (III / 3)	6 kV
Rated current	16 A
Note on rated current	13 A for 3-pole load 10 A for 4-pole load

Approvals per UL 1977

Rated voltage per UL 1977 (factory wiring only)	600 V
Rated current per UL 1977 (factory wiring only)	12 A

Connection data

Connection technology	Push-in CAGE CLAMP®		
Actuation type	Operating tool Push-in		
Nominal cross section	1.5 mm ²		
Solid conductor	0.25	1.5 mm ² / 22	16 AWG
Solid conductor, push-in termination	0.75	1.5 mm ² / 20	16 AWG
Stranded conductor	0.25	1 mm ² / 22	18 AWG
Fine-stranded conductor	0.25	1.5 mm ² / 22	16 AWG
Fine-stranded conductor with ferrule with plastic collar	0.25	0.75 mm ² / 22	20 AWG
Fine-stranded conductor with ferrule without plastic collar	0.25	0.75 mm ² / 22	20 AWG
Strip length	9 mm / 0.35 inch		
Note (strip length)	see also packaging or instructions		
Total number of connection points	4		
Total number of potentials	4		
Conductor entry direction to mating direction	0°		
No. of poles	4		

Geometrical Data

Pin spacing	4.4 mm / 0.173 inch
Width	19.2 mm / 0.756 inch
Height	11.7 mm / 0.461 inch
Depth	34.1 mm / 1.343 inch

Mechanical data

Coding	B
Mating force of a plug-in connection	approx. 20 70 N (depending on pole number)
Retention force of a plug-in connection	When locked: > 80 N
Unmating force of a plug-in connection	when unlocked: approx. 20 70 N (depending on pole number)
Number of mating cycles	



200, without resistive load

100, with resistive load $I_N = 16$ A, tested (1.5 mm²/16 AWG)

Marking	1 2 3 4
Protection class	IP20
Note on protection class	Only in mated condition with strain relief housing (These compact connectors are not designed for use in open, easily accessible areas.)
Potential marking	1 2 3 4

Plug connection

Contact type (pluggable connector)	Female connector/socket
Connector connection type	for conductors
Mismatching protection	Yes
Locking of plug-in connection	locking lever
Locking lever	no

Material Data

Color	gray
Insulating material	Polyamide 66 (PA 66)
Flammability class per UL94	V0
Clamping spring material	Chrome nickel spring steel (CrNi)
Contact material	Copper or copper alloy, surface-treated
Fire load	0.095 MJ
Weight	4.9 g

Environmental Requirements



Processing temperature	-5 +40 °C
Continuous operating temperature	-35 +85 °C
Note on Continuous Service Temperature	Insulating parts for temperatures ≤ 105 °C

Commercial data





Product Group	20 (WINSTA)
Country of origin	PL
GTIN	4055143523592
Customs Tariff No.	85366990990

Approvals / Certificates



Radio-Approvals

Logo	Approval	Additional Approval Text	Certificate name
	CB DEKRA Certification B.V.	IEC 61984	NL-47679
	CB DEKRA Certification B.V.	EN 61984	71-100413
	CCA DEKRA Certification B.V.	EN 60320	2148952.04



Country specific Approvals

Logo	Approval	Additional Approval Text	Certificate name
	CB DEKRA Certification B.V.	IEC 61984	NL-52879
	CB DEKRA Certification B.V.	EN 61984	71-100413
	CCA DEKRA Certification B.V.	EN 60320	2148952.04
	DNV GL Det Norske Veritas, Germanischer Lloyd	-	TAE00001Z6
	DNV GL Det Norske Veritas, Germanischer Lloyd	-	TAE00001Z6

Ship Approvals





Logo	Approval	Additional Approval Text	Certificate name
	DNV GL Det Norske Veritas, Germanischer Lloyd	-	TAE00001Z6
	LR Lloyds Register	EN 61535	08/20047 (E2)

Other Approvals



Logo	Approval	Additional Approval Text	Certificate name
	UL UL International Germany GmbH	UL 1977	E45171
	UL UL International Germany GmbH	UL 1977	E45171

Compatible products



Locking lever

	Item no.: 890-101 Locking lever; for manual operation; black	890-101
	Item no.: 890-111 Locking lever; for flying leads; for tool operation; black	890-111
	Item no.: 890-121 Locking lever; for manual operation; white	890-121
	Item no.: 890-131 Locking lever; for flying leads; for tool operation; white	890-131



Strain relief plate

	Item no.: 890-504 Strain relief housing; 4-pole; with locking clip; for 1 cable; 6.5 ... 10.5 mm; 45 mm; black	890-504
	Item no.: 890-514 Strain relief housing; 4-pole; with locking clip; for 1 cable; 6.5 ... 10.5 mm; 45 mm; white	890-514

assembling

	Item no.: 890-310 Mounting carrier; 2- to 5-pole; for flying leads; black	890-310
	Item no.: 890-311 Mounting carrier; 2- to 5-pole; for flying leads; white	890-311

tools

	Item no.: 210-719 Operating tool; Blade: 2.5 x 0.4 mm; with a partially insulated shaft	210-719
	Item no.: 890-384 Operating tool; 4-way; green	890-384



Downloads

Documentation

Bid Text

890-244	Apr 4, 2012	doc	Download
WINSTA MINI 4-polig		24.1 kB	

CAD/CAE - Smart Data

CAD data

3D Download 890-244	URL	Download
---------------------	-----	----------

WSCAD

WSCAD Universe	Download
----------------	----------

Subject to changes.
